



# INTRODUCTION

The District's Adopted Budget is being presented to the Alameda County Office of Education






COMBINED GENERAL FUND

[Redacted Table Content]

# Combined General Fund Revenue Comparative

\$55,000,000  
\$50,000,000



**Other Local Revenues**

Other combined local revenues for 2000-01 and 1997-98: \$1,144,144 and \$1,144,144

The majority of the page is obscured by a large black redaction. Only the header and a small portion of the table at the bottom are visible.

# Unrestricted Fund 01 Comparative

\$36,000,000

\$34,000,000

\$32,000,000

**Capital Outlay**

Expenditures in the combined General Fund total \$35,000 for capital outlay in the 2010-11 Fiscal Year. This is a 84% decline from 2008-09 due primarily to use of these funds for one



25,000,000

Special Education  
Contribution History  
Under the state's  
maintenance of effort

Year	Contribution	Percentage	Other
1990			
1991			
1992			
1993			
1994			
1995			
1996			
1997			
1998			
1999			
2000			
2001			
2002			
2003			
2004			
2005			
2006			
2007			
2008			
2009			
2010			
2011			
2012			
2013			
2014			
2015			
2016			
2017			
2018			
2019			
2020			
2021			
2022			
2023			
2024			
2025			



FISCAL STATUS OF THE DISTRICT OTHER FUNDS

1. Parcel Tax Funds – Fund 02 – 08

The Parcel Tax revenue is the largest percentage of the District revenue other than State

Due to Tier III State flexibility this funding has been swept and the remaining ending fund balance of \$6,015 is being retained in Fund 44 - Fiscal Year 2000-01.